A person is holding a smartphone, and a futuristic digital interface is overlaid on the screen. The interface includes various charts, graphs, and data visualizations, such as a bar chart, a line graph, and a circular progress indicator showing 2%. The background is a soft-focus image of the person holding the phone, with a white curved shape on the left side of the frame.

Single Sign-on Authentication System

Leveraging Microsoft technology

Schlumberger

Embracing Openness

TO ACCELERATE OUR CUSTOMERS' CONTINUOUS IMPROVEMENT, WE'VE MADE A DEEP COMMITMENT TO OPENNESS. SEAMLESS COLLABORATION AND DATA-SHARING ACROSS GLOBAL DOMAINS IS JUST THE BEGINNING...

This workflow will help you to create a Software Support and Ocean Store account.

Existing user can use this to migrate to the new identity management system that leverages Microsoft technology.



To align Schlumberger services, our authentication process is changing. By leveraging Microsoft technology to authenticate access, will allow more of our services to utilize single-sign-on. Thus allowing the user to navigate from application or services seamlessly. To do this, each user of the Software Support site and the Ocean Store will be required to enter/create their profile in the identity management system.

Embracing Openness

TO ACCELERATE OUR CUSTOMERS' CONTINUOUS IMPROVEMENT, WE'VE MADE A DEEP COMMITMENT TO OPENNESS. SEAMLESS COLLABORATION AND DATA-SHARING ACROSS GLOBAL DOMAINS IS JUST THE BEGINNING...

Register/Login

Click **Register/Login** to begin the authentication process.

Step 1 of 8

ocean

Welcome to the Ocean Store.

Schlumberger



Enter email ID and click Next

Existing users should use their previously registered email address so that your site privileges and subscriptions are linked. New users, click **Register Now** link.

Step 2 of 8

Email:

Next

Don't have an account?

[Register Now](#)


Copyright Schlumberger © 2019. Version 1.0.0

Existing users of Software Support or the Ocean Store, enter your **previously registered email address** in the space provided. New users, click the **Register Now** link.

Schlumberger

Schlumberger

© 2019 Schlumberger Limited. All rights reserved.



Email Address

demosiscan@gmail.com

Send verification code

Sign up using email address

Enter your company email address and click on Send Verification Code.

Step 3 of 8

Given Name

Surname

Surname

Display Name

Display Name

Country/Region

Country/Region ▼

Create

Cancel

The Privacy Statement which details how Schlumberger will use your personally identifiable information/personal data is available [here](#).

Enter your email address, then click **Send verification code**. A message will be sent to the email address provided that contains a 6-digit code.

Schlumberger

Schlumberger

© 2019 Schlumberger Limited. All rights reserved.



Verify your email address

Thanks for verifying your demosiscan@gmail.com account!

Your code is: 710051

Sincerely,
Schlumberger DELFI

Email Address

demosiscan@gmail.com

Verification code

710051

Verify code

Send new code

New Password

Click on Verify code

Enter the verification code received by email and then click on Verify code.

Step 4 of 8

Given Name

Surname

Surname

Display Name

Display Name

Country/Region

Country/Region

Create

Cancel


The Privacy Statement which details how Schlumberger will use your personally identifiable information/personal data is available [here](#).

Enter the 6-digit code received in your email. Click **Verify code**.

Schlumberger

Schlumberger

© 2019 Schlumberger Limited. All rights reserved.



Create or Enter Password

Existing users may enter their current password or chose to create a new password.

Step 5 of 8

That code is expired. Please request a new code.

Email Address

demosiscan@gmail.com

Verification code

710051

Verify code

Send new code

New Password

The password must be between 8 and 64 characters.

The password must have at least 3 of the following:

- a lowercase letter
- an uppercase letter
- a digit
- a symbol

New Password

Confirm New Password

Display Name

Display Name

Country/Region

Country/Region

Create

Cancel


The Privacy Statement which details how Schlumberger will use your personally identifiable information/personal data is available [here](#).

If you are an existing user, and your current password meets the criteria indicated in red, you may enter your password here or create a new password.

Schlumberger

Schlumberger

© 2019 Schlumberger Limited. All rights reserved.



Email Address

demosiscan@gmail.com

Verification code

710051

Verify code

Send new code

New Password

Confirm New Password

Given Name

Demo SIS

Surname

CAN

Display Name

Demo SIS Can

Country/Region

Canada

Create

Cancel

The Privacy Statement which details how Schlumberger will use your personally identifiable information/personal data is available [here](#).

Click Create

After completing all fields, click Create.


Step 6 of 8

After creating/entering your password, complete all remaining fields. Click **Create**.

Schlumberger

Schlumberger

© 2019 Schlumberger Limited. All rights reserved.



Enter a number below that we can send a code via SMS or phone to authenticate you.

United States (+1) ▼

Phone number

Send Code

Call Me

Cancel

Enter Phone number for multifactor authentication

Enter phone number, then chose Send Code or Call Me option.


Step 7 of 8

The identity management service uses a multi-factor authentication (2FA) process.
NOTE: this 2FA will be used each time you log into the application or site.

Schlumberger

Schlumberger

© 2019 Schlumberger Limited. All rights reserved.



Enter a number below that we can send a code via SMS or phone to authenticate you.

United States (+1) ▼
713

Enter your verification code below, or [send a new code](#)

671732

Verify Code

Cancel

Click on Verify Code

Enter the code provided to authenticate the number provided. Once you click Verify Code, you will be directed to the referring website.

Step 8 of 8

Enter the 6-digit code to authenticate the phone number, then click on **Verify Code**. Upon verification:

- Known user, you will be directed to the website from which you started and automatically logged in.
- New user, you will be directed to complete the Registration, where you will select your Service and provide your company information.

Schlumberger