




Video Analytics for Smarter, More Efficient Subsea Inspection

Hani Elshahawi, Ilkay Darilmaz, Georgios Papadopoulos Shell
Nader Salman, Schlumberger
Jack Vincent, OneSubsea



the future is open
SIS Global Forum 2019

September 17–19
Grimaldi Forum, Monaco

Definitions & Cautionary Note

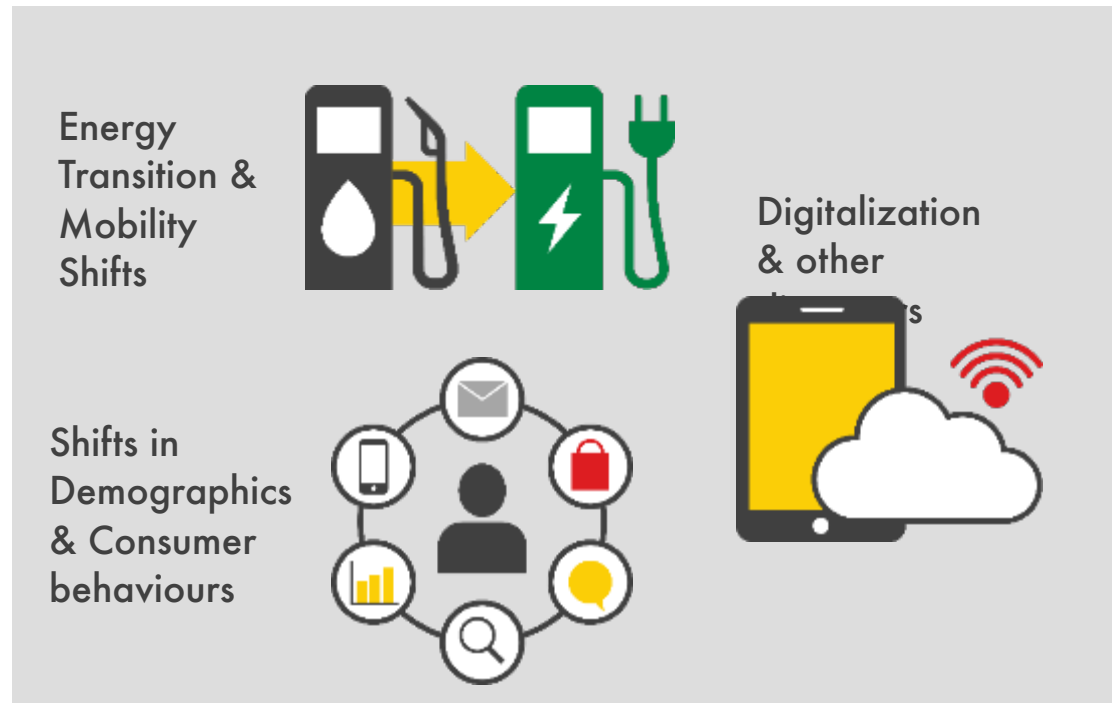
The companies in which Royal Dutch Shell plc directly and indirectly owns investments are separate legal entities. In this presentation “Shell”, “Shell group” and “Royal Dutch Shell” are sometimes used for convenience where references are made to Royal Dutch Shell plc and its subsidiaries in general. Likewise, the words “we”, “us” and “our” are also used to refer to subsidiaries in general or to those who work for them. These expressions are also used where no useful purpose is served by identifying the particular company or companies. “Subsidiaries”, “Shell subsidiaries” and “Shell companies” as used in this presentation refer to companies over which Royal Dutch Shell plc either directly or indirectly has control. Entities and unincorporated arrangements over which Shell has joint control are generally referred to as “joint ventures” and “joint operations” respectively. Entities over which Shell has significant influence but neither control nor joint control are referred to as “associates”. The term “Shell interest” is used for convenience to indicate the direct and/or indirect ownership interest held by Shell in a venture, partnership or company, after exclusion of all third-party interest.

This presentation contains forward-looking statements concerning the financial condition, results of operations and businesses of Royal Dutch Shell. All statements other than statements of historical fact are, or may be deemed to be, forward-looking statements. Forward-looking statements are statements of future expectations that are based on management’s current expectations and assumptions and involve known and unknown risks and uncertainties that could cause actual results, performance or events to differ materially from those expressed or implied in these statements. Forward-looking statements include, among other things, statements concerning the potential exposure of Royal Dutch Shell to market risks and statements expressing management’s expectations, beliefs, estimates, forecasts, projections and assumptions. These forward-looking statements are identified by their use of terms and phrases such as “anticipate”, “believe”, “could”, “estimate”, “expect”, “goals”, “intend”, “may”, “objectives”, “outlook”, “plan”, “probably”, “project”, “risks”, “schedule”, “seek”, “should”, “target”, “will” and similar terms and phrases. There are a number of factors that could affect the future operations of Royal Dutch Shell and could cause those results to differ materially from those expressed in the forward-looking statements included in this presentation, including (without limitation): (a) price fluctuations in crude oil and natural gas; (b) changes in demand for Shell’s products; (c) currency fluctuations; (d) drilling and production results; (e) reserves estimates; (f) loss of market share and industry competition; (g) environmental and physical risks; (h) risks associated with the identification of suitable potential acquisition properties and targets, and successful negotiation and completion of such transactions; (i) the risk of doing business in developing countries and countries subject to international sanctions; (j) legislative, fiscal and regulatory developments including regulatory measures addressing climate change; (k) economic and financial market conditions in various countries and regions; (l) political risks, including the risks of expropriation and renegotiation of the terms of contracts with governmental entities, delays or advancements in the approval of projects and delays in the reimbursement for shared costs; and (m) changes in trading conditions. No assurance is provided that future dividend payments will match or exceed previous dividend payments. All forward-looking statements contained in this presentation are expressly qualified in their entirety by the cautionary statements contained or referred to in this section. Readers should not place undue reliance on forward-looking statements. Additional risk factors that may affect future results are contained in Royal Dutch Shell’s Form 20-F for the year ended December 31, 2016 (available at www.shell.com/investor and www.sec.gov). These risk factors also expressly qualify all forward-looking statements contained in this presentation and should be considered by the reader. Each forward-looking statement speaks only as of the date of this presentation, May 3, 2017. Neither Royal Dutch Shell plc nor any of its subsidiaries undertake any obligation to publicly update or revise any forward-looking statement as a result of new information, future events or other information. In light of these risks, results could differ materially from those stated, implied or inferred from the forward-looking statements contained in this presentation.

We may have used certain terms, such as resources, in this presentation that United States Securities and Exchange Commission (SEC) strictly prohibits us from including in our filings with the SEC. U.S. investors are urged to consider closely the disclosure in our Form 20-F, File No 1-32575, available on the SEC website www.sec.gov. You can also obtain this form from the SEC by calling 1-800-SEC-0330.

Digital has disrupted several deeply rooted industries - Now Re-shaping the Energy System

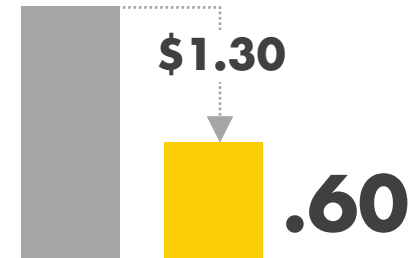
Changing landscape



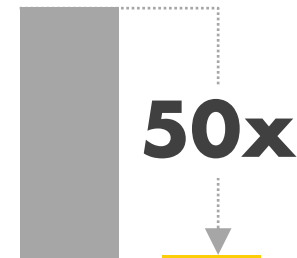
Key trends potentially re-shape several industries

Technology: faster and cheaper over the past ten years

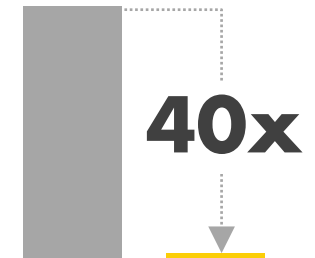
COST OF SENSORS




COST OF PROCESSING POWER



COST OF BANDWIDTH



COST PER MB OF CLOUD INFRASTRUCTURE



Shell Digital Strategy

A coherent approach across Shell to realize and accelerate value through digital
led by business – supported by Digital COE

FIVE DIGITAL DESIGN PRINCIPLES



CUSTOMER/USER IS CENTRAL

010101
110011
100100

DATA IS AN ASSET



BUSINESSES OWN DIGITAL



BUILD IN-HOUSE CAPABILITY



ACT OUR WAY INTO THE FUTURE

UNDERPINNING
CRITICAL SUCCESS
FACTORS







CAPABILITIES



OPERATING MODEL
AND WAYS OF
WORKING



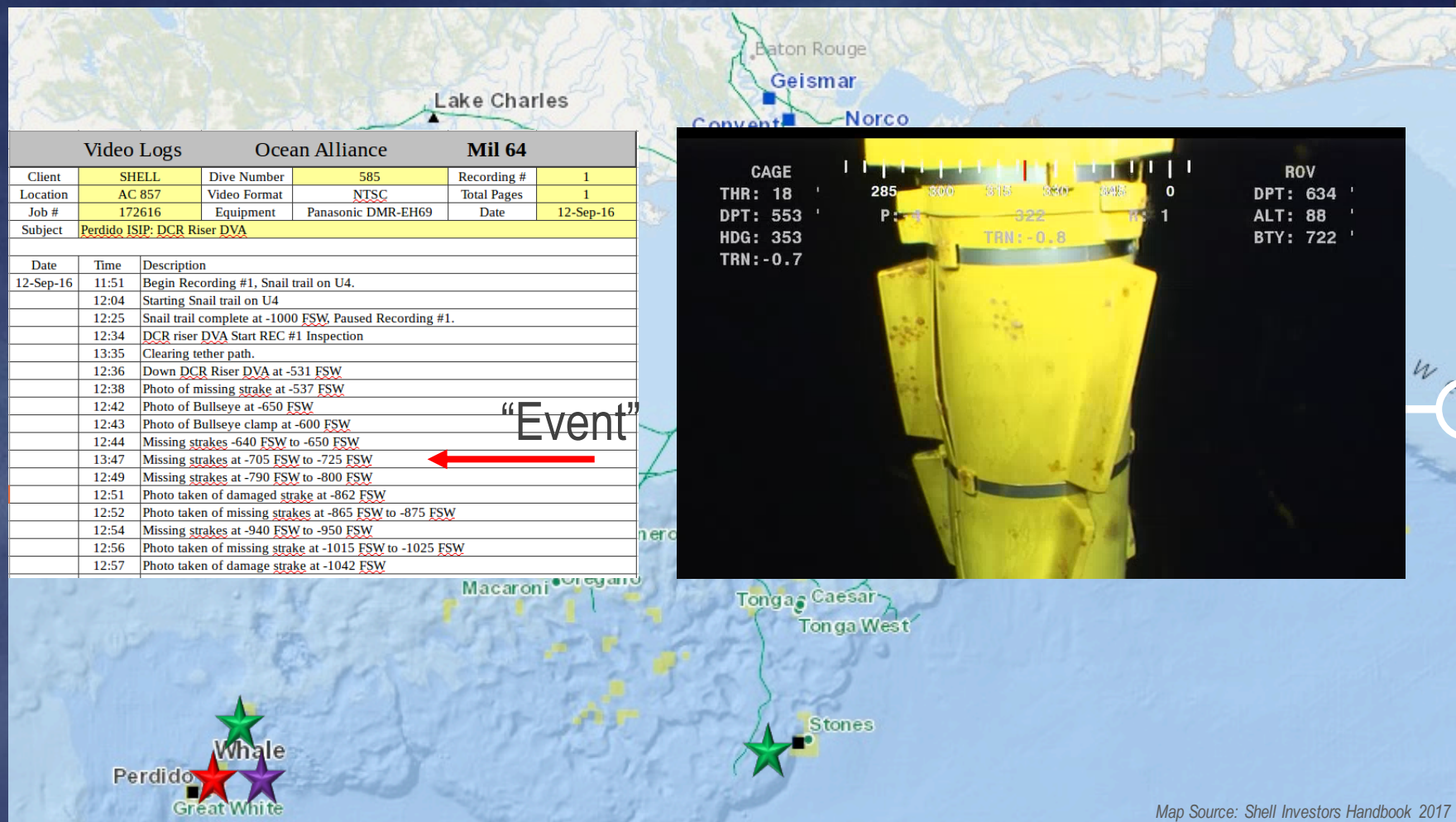

LEADERSHIP, MIND-SETS AND BEHAVIOUR



Video Logs		Ocean Alliance		Mil 64	
Client	SHELL	Dive Number	585	Recording #	1
Location	AC 857	Video Format	NTSC	Total Pages	1
Job #	172616	Equipment	Panasonic DMR-EH69	Date	12-Sep-16
Subject	Perdido ISIP: DCR Riser DVA				

Date	Time	Description
12-Sep-16	11:51	Begin Recording #1, Snail trail on U4.
	12:04	Starting Snail trail on U4
	12:25	Snail trail complete at -1000 FSW, Paused Recording #1.
	12:34	DCR riser DVA Start REC #1 Inspection
	13:35	Clearing tether path.
	12:36	Down DCR Riser DVA at -531 FSW
	12:38	Photo of missing strake at -537 FSW
	12:42	Photo of Bullseye at -650 FSW
	12:43	Photo of Bullseye clamp at -600 FSW
	12:44	Missing strakes -640 FSW to -650 FSW
	13:47	Missing strakes at -705 FSW to -725 FSW
	12:49	Missing strakes at -790 FSW to -800 FSW
	12:51	Photo taken of damaged strake at -862 FSW
	12:52	Photo taken of missing strakes at -865 FSW to -875 FSW
	12:54	Missing strakes at -940 FSW to -950 FSW
	12:56	Photo taken of missing strake at -1015 FSW to -1025 FSW
	12:57	Photo taken of damage strake at -1042 FSW

“Event”



Schlumberger



AUTOMATE



OneSubsea
A Schlumberger Company

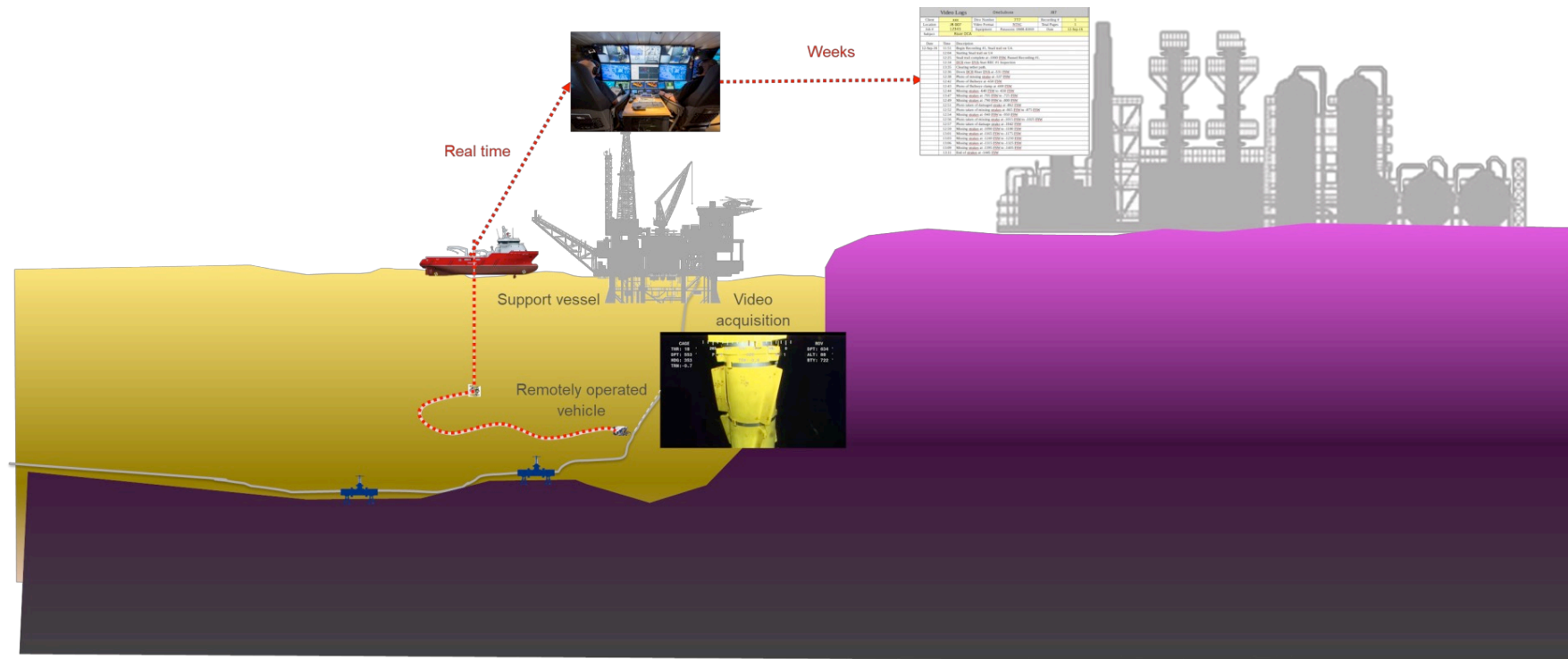


DIGITIZE

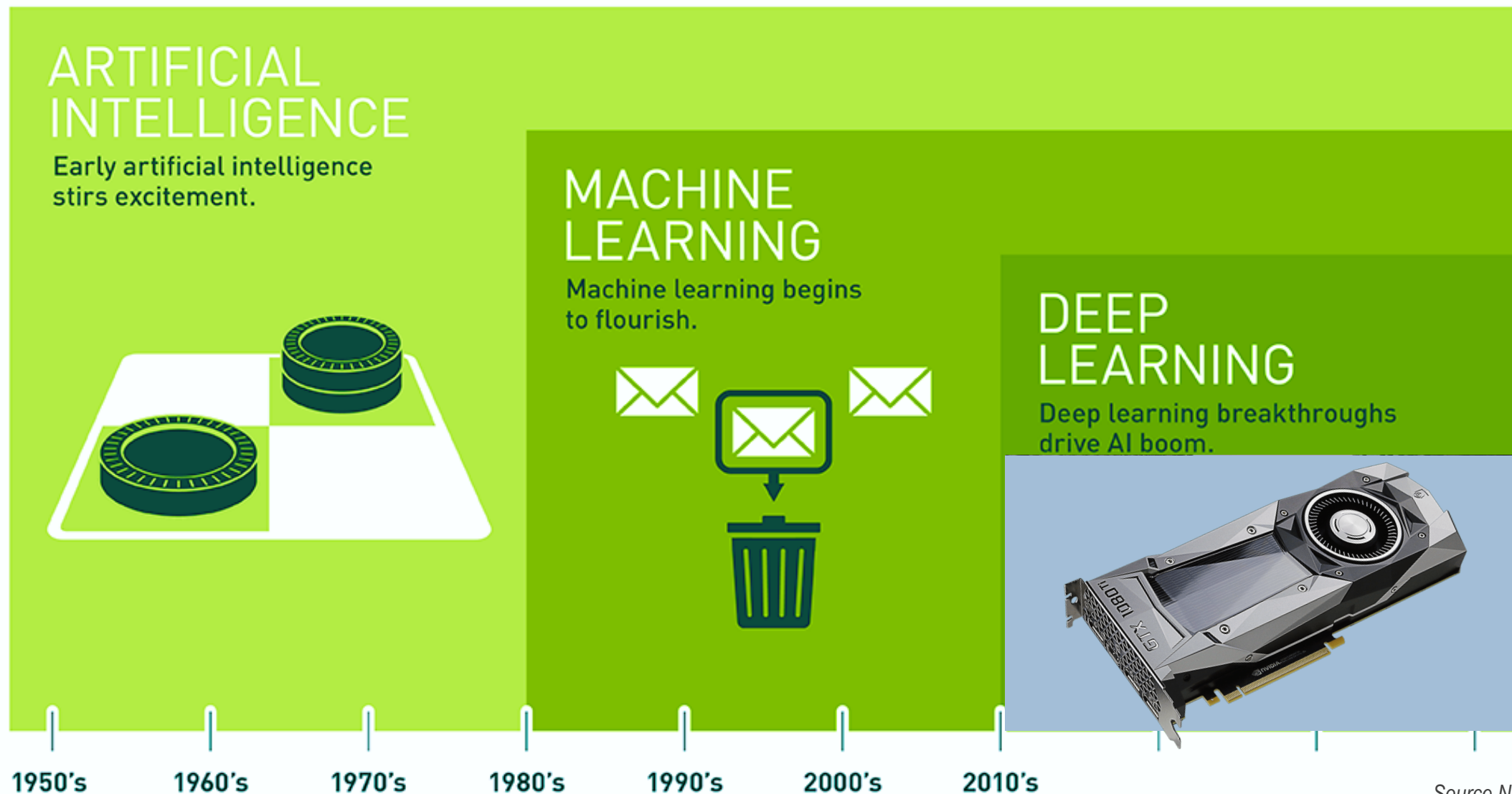


Asset Integrity Inspection Today

- Asset integrity inspection data is getting greater by the year
- Need cost-effective solutions that can enable to detect elements of interest within the data
- Need scalable and computationally efficient prediction models



Artificial Intelligence and Machine Learning




Source NVIDIA

Application of Machine Learning to Subsea Integrity Monitoring

3.3 TB of Data
1300h+ of video
605 logs

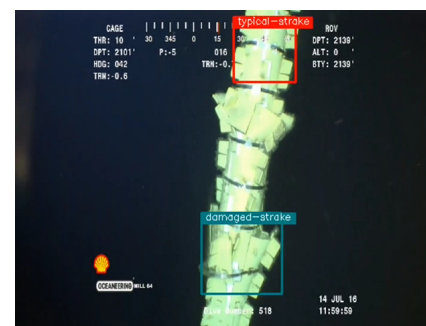


x 75

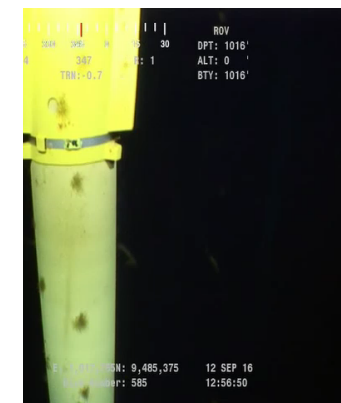


Offline

Mantis

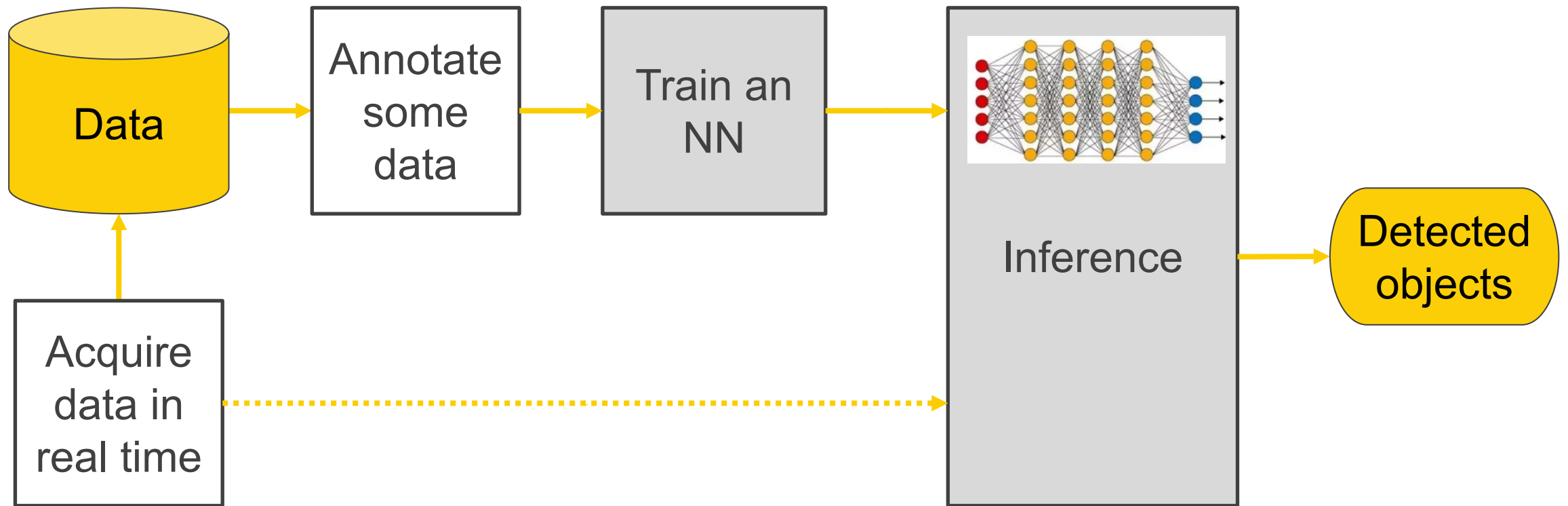


Real-time




Auto Eventing
Log

Application of Machine Learning to Subsea Integrity Monitoring




Deep Supervised Learning - Challenges



Database: 25,000 images

Labeling rate: 80 images/hr

312 hrs/database

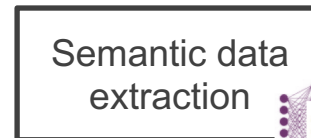

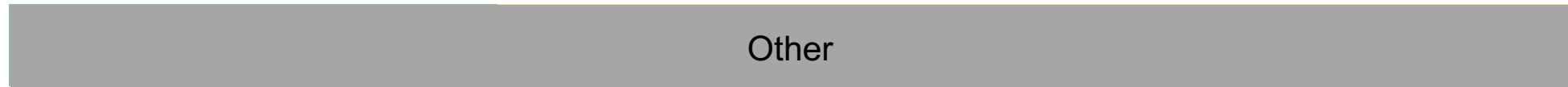


Manual box annotation:

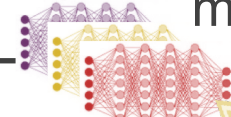
- Needs expert annotator
- ~80 to 150 images/hr

Data Mining - Semantic Data Extraction

Unstructured




Seed models



Quasi-structured

Strake	Fairing	Anode	Bull's eye	Orientation level	Indicator
Umbilical buoyancy	Anode measurement	Buried flowline	Free span	Flowline joint	Marine debris

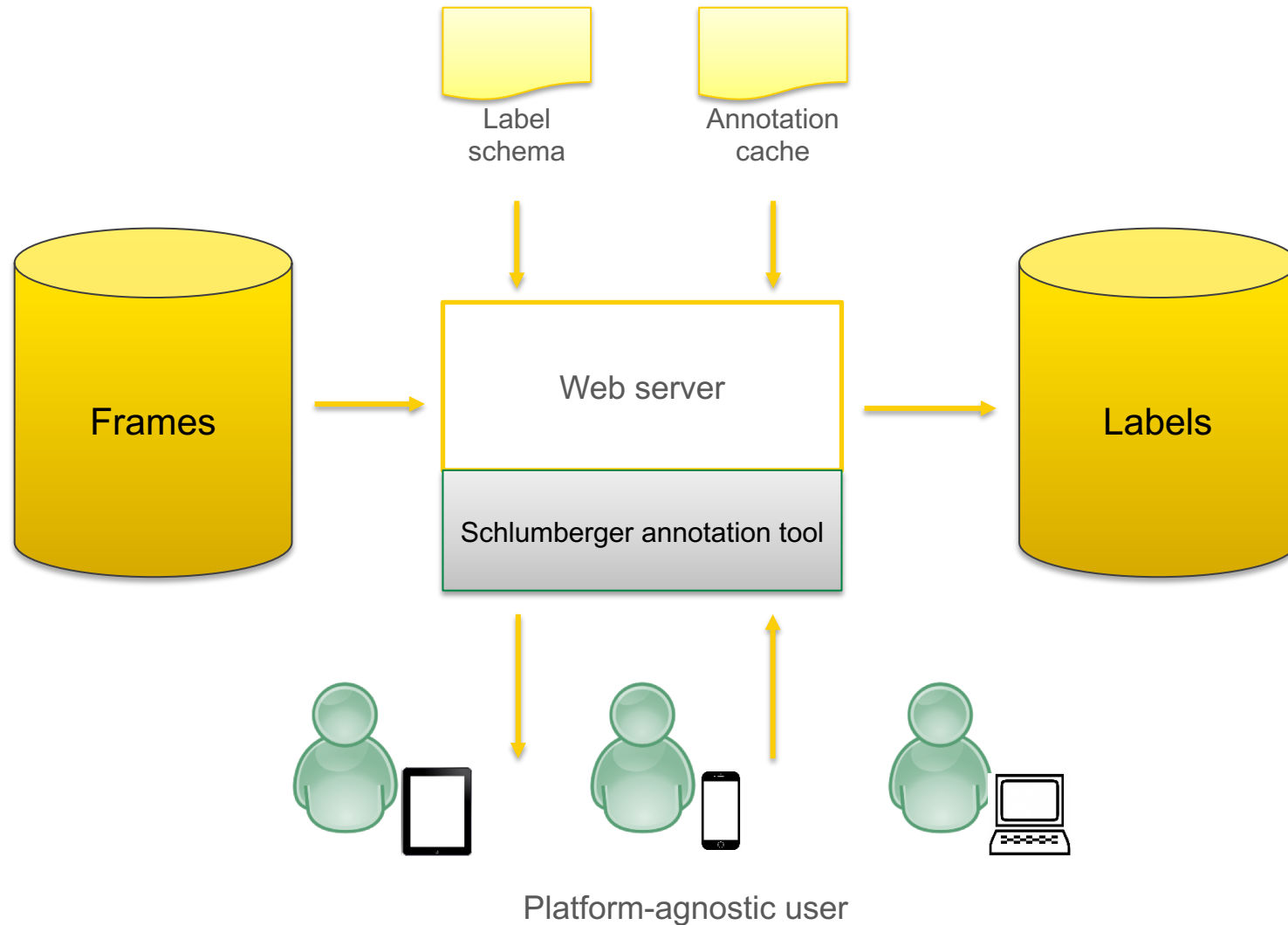
Label and retrain



Data Mining - Semantic Data Extraction



Data Labeling - Multiuser Labeling



10 users

3 locations

15 classes


70,000+ labeled images

110,000+ labels

Real-Time and Embedded Implementation at the Edge



Intel Movidius




Nvidia TX2



Nvidia Xavier

Frames per second
(FPS)



Client: Shell		Dive number: 585	
Location: AC 857		Video Format: NTSC	
Equipment: Panasonic DMR-EH69		Date: 12-Sep-16	
Subject: Perdido ISIP DCR Riser DVA			

Depth	Description
-------	-------------

4-20 x Faster Acquisition

Conclusions

- Machine learning is a powerful tool for automating and digitizing subsea asset integrity video analytics.
- Automation of the machine learning workflow is crucial to efficient ingestion, processing, and actioning of the results.
- This type of workflow orchestration (DATA → INFORMATION → KNOWLEDGE → ACTION) is key to unlocking digital opportunities in asset integrity in subsea and across a wide variety of oil and gas use cases.